




Caroline Haslett Primary School - Music		
Unit 6 Music Style: Classical	Year 1	Reflect, Rewind and Replay
Knowledge – What I will know at the end of the unit.		Vocabulary
<p>Sing: To confidently sing songs and rap from memory and sing them in unison.</p> <p>Play: To know the names of the notes in an instrumental part from memory or when written down.</p> <p>Improvise: To know that when someone improvises, they make up their own tune that has never been heard before. It is not written down and belongs to them.</p> <p>Compose: To know that everyone can compose.</p> <p>Perform: To know that a performance is sharing music with other people, called an audience</p> 		<ul style="list-style-type: none"> • Classical – music written in the late 18th Century. • Crotchet – musical note that means 1 beat.  <ul style="list-style-type: none"> • Reflect – think back and discuss • Replay – play again • Rewind – wind backwards to the beginning. • Semibreve – musical note that means four beats 
Activities		
Revisit several activities from across the year including: <ul style="list-style-type: none"> • Listening to and appraising previously learned songs. • Singing previously learned songs. • Playing previously performed pieces • Reviewing musical notation learned throughout the year 		
Skills		
<ul style="list-style-type: none"> • Sing: Start and stop singing when following a leader. • Play: Learn to play an instrumental part that matches their musical challenge. • Improvise: Take it in turns to improvise using one or two notes. • Compose: Write down the notes of the composition. • Perform: Choose a song you have learnt from the Scheme and perform it. <p>Through the year, knowledge and skills are built on and practised to consolidate and improve.</p>		