


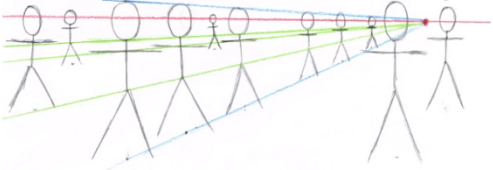


Caroline Haslett Primary School

Art	Year 2	LS Lowry
<p>Knowledge</p> <p>LS Lowry 1887-1976 He was one of the most famous artists from the mid 20th century. He is famous for painting industrial landscape and matchstick figures. Lowry lived and worked in the north west of England.</p> <div style="display: flex; align-items: center;">  <div style="margin-left: 10px;"> <p>LS Lowry</p> </div> </div> <div style="display: flex; align-items: center; margin-top: 10px;">  <div style="margin-left: 10px;"> <p>Yachts 1959</p> </div> </div> <div style="display: flex; align-items: center; margin-top: 10px;">  <div style="margin-left: 10px;"> <p>Going to Work 1959</p> </div> </div>		<p>Vocabulary</p> <ul style="list-style-type: none"> • Industrial landscape painting – a painting of a place with lots of factories where people work to make things • Gallery – a building where artwork is displayed • Matchstick figures – drawings of people and animals using simple shapes with very little detail • Perspective – in drawing and painting, perspective is a way of making the picture 3D. By making far away objects smaller and nearby objects bigger, it creates a feeling of space <div style="text-align: center; margin-top: 10px;">  </div>
<p>Activities</p> <ul style="list-style-type: none"> • Learn about and comment on the work of the artist LS Lowry • Experiment with mixing colours to produce a watercolour seascape in the style of Lowry • Explore perspective in paintings • Combine painting and drawing techniques to create a collage in the style of Lowry focusing on perspective 		
<p>Skills</p> <ul style="list-style-type: none"> • Learn about the work of famous artists • Explore and develop ideas • Develop art and design techniques (colour mixing, watercolours, line drawing, shape, form, space, collage) • Evaluate their own and others' work 		