






Caroline Haslett Primary School - Music

Unit 4 Musical Style: Reggae	Year 2	Zootime
Knowledge – What I will know at the end of the unit. <p>Sing: Know that unison is everyone singing at the same time.</p> <p>Play: Know the names of the notes in an instrumental part from memory or when written down.</p> <p>Improvise: Know someone improvises; they make up their own tune that has never been heard before. It is not written down and belongs to them.</p> <p>Compose: Know that everyone can compose.</p> <p>Perform: Know a performance can be a special occasion and involve a class, a year group or a whole school.</p> 		Vocabulary <ul style="list-style-type: none"> • Audience – the people who listen to a performance. • Bass Guitar  • Composing – creating and developing musical ideas and ‘fixing’ them. • Drums  • Dynamics – how loudly or quietly the music is being played. • Electric Guitar  • Improvise – to make up a tune and play it on the spot. There is an assumption that it can never be recreated. • Keyboard  • Melody – a group of notes played one after the other. • Performing – singing and playing instruments for others to hear. • Pitch – a musical dimension that describes the range of high and low sounds. • Pulse/beat – the heartbeat or steady beat of a song/piece of music. • Reggae – style of music with a strong bass and off-beat rhythm. • Rhythm – a musical dimension that describes the combination of long and short sounds to make patterns. • Tempo – describes how fast or slowly the music is played.
Activities <ul style="list-style-type: none"> • Find the pulse! <ul style="list-style-type: none"> ○ Be an animal of your choice • Clapping Rhythms <ul style="list-style-type: none"> ○ Clap the rhythm of your name ○ Clap the rhythm of your favourite animal ○ Make up your own rhythms • Singing <ul style="list-style-type: none"> ○ Thinking about the pitch we are singing. • Playing Instruments <ul style="list-style-type: none"> ○ Use up to two notes – C or C + D. • Improvise <ul style="list-style-type: none"> ○ Use the notes C + D. • Compose <ul style="list-style-type: none"> ○ A simple melody using simple rhythms, choosing from the notes C + D or C, D + E. • Perform <ul style="list-style-type: none"> ○ A class performance of Zootime 		

Skills

- **Sing:** Find a comfortable singing position.
- **Play:** Play the part in time with the steady pulse.
- **Improvise:** Use voice and instruments, listen and sing back, then listen and play own answer using one or two notes.
- **Compose:** Create simple melodies using five notes.
- **Perform:** Add ideas to the performance.

Through the year, knowledge and skills are built on and practised to consolidate and improve.