






Caroline Haslett Primary School - Music

Unit 2 Music Style: Rapping	Year 2	Ho Ho Ho
Knowledge – What I will know at the end of the unit.		Vocabulary
<p>Sing: Know that songs include other ways of using the voice e.g. rapping (spoken word).</p> <p>Play: Know the names of un-tuned percussion instruments played in class.</p> <p>Improvise: Know that improvisation is making up your own tunes on the spot.</p> <p>Compose: Know that composing is like writing a story with music.</p> <p>Perform: Know that performance is sharing music with others.</p> 		<ul style="list-style-type: none"> • Audience – the people who listen to a performance. • Bass guitar  • Composing – creating and developing musical ideas and ‘fixing’ them. • Dynamics – how loudly or quietly the music is being played. • Improvise – to make up a tune and play it on the spot. There is an assumption that it can never be recreated. • Keyboard  • Performing – singing and playing instruments for others to hear. • Percussion – instruments played by hitting or shaking them. • Pitch – a musical dimension that describes the range of high and low sounds. • Pulse/beat – the heartbeat or steady beat of a song/piece of music. • Rap – speaking (not singing) in time to the music. • Rhythm – a musical dimension that describes the combination of long and short sounds to make patterns. • Saxophone  • Tempo – describes how fast or slowly the music is played. • Trumpet 
Activities		
<ul style="list-style-type: none"> • Find the pulse! <ul style="list-style-type: none"> ○ You can be rapper and find the pulse • Clapping Rhythms <ul style="list-style-type: none"> ○ Clap the rhythm of your name ○ Clap the rhythm of your favourite colour ○ Make up your own rhythm • Singing <ul style="list-style-type: none"> ○ Rap and sing Ho Ho Ho. • Improvise <ul style="list-style-type: none"> ○ Rapping using words • Playing Instruments <ul style="list-style-type: none"> ○ Using up to three notes – G or G, A and B. • Perform <ul style="list-style-type: none"> ○ Class performance of Ho Ho Ho! 		
Skills		
<ul style="list-style-type: none"> • Sing: Make different types of sounds with your voice – you can rap (spoken word with rhythm). • Play: Listen to and follow musical instructions from a leader. • Improvise: Listen and clap back an answer • Compose: Create simple melodies using two notes. • Perform: Sing songs from memory. 		