





Caroline Haslett Primary School

Art	Year 4	Bodies
Knowledge		Vocabulary
<p>Julian Opie Many of this British artist's works are on the theme of the human body. Sometimes the body is represented by black outlines filled with flat colour and a black circle for a head with a space where the neck should be.</p>  <p>Henry Moore 1898-1986 A British sculptor, he is most famous for creating abstract, bronze body sculptures which sometimes have holes right through them. As well as bumps and hollows, he used flowing shapes.</p> <p style="text-align: center;">Recumbent Figure – Henry Moore</p>  <p>Sir Antony Gormley A British sculptor who created the famous Angel of the North. Almost all his work takes the human body as its subject.</p> <p style="text-align: center;">The Angel of the North – Antony Gormley</p>  <p>Dame Vivienne Westwood A British fashion designer whose designs brought the fashions of punk and new wave into the mainstream in the 1970s and 1980s.</p> 		<ul style="list-style-type: none"> • Group installation – where 3-D artworks are positioned to transform a space. • Maquette – a small, scale model that is often used as a plan for a full-sized drawing or sculpture. • Mold – a hollow container used to give shape to something. • Casting – a process where liquid metal is poured into a mold and then allowed to solidify. When solid, it is broken out of the mold – this is called 'a casting'.
Activities		
<ul style="list-style-type: none"> • Explore the works of the artist Julian Opie and use as inspiration to draw felt tip figures • Explore the sculptures of Henry Moore before visiting sculptures in and around Milton Keynes • Create charcoal drawings of a body shape experimenting with light and dark tones • Create pen drawings of a body shape experimenting with light and dark tones • Create pen drawings of bodies focusing on detail • Create a cardboard maquette to form part of a group installation • Create clay sculptures on wire frames in the style of Alberto Giacometti • Make Vivienne Westwood inspired paper clothes keeping to a design brief 		

Skills

- Learn about the work of great artists in history
- Improve mastery of art and design techniques (shape, colour, light and dark tones, pen, charcoal, sculpture in card and clay, design)