




Caroline Haslett Primary School

Art	Year 5	Plants and Flowers
<p>Knowledge</p> <p>India Flint She's an Australian artist who dyes textiles and paper. She makes costumes, wall hangings, prints, paintings and sculptures colouring them with objects and items found in her environment.</p>  <p>Alexander Calder 1898-1976 He was an American sculpture whose works in wire often show movement.</p> <p>David Oliveira He is a Portuguese artist whose wire sculptures play tricks on your eyes because they look like drawings, but are actually three-dimensional.</p> <p>Henri Rousseau 1844-1910 He was a French post-impressionist painter who was self taught. His paintings often depicted jungle-like settings, using vivid colours, ambiguous spaces and non-realistic perspective.</p>		<p>Vocabulary</p> <ul style="list-style-type: none"> • Post-impressionists – French artists of the late 19th century. Their work features real-life subject matter, with vivid colours, often with thick paint. • Hapa-Zome – a Japanese printing method meaning 'leaf dye'. Leaves and petals are hammered to bruise the natural colours into cloth to make a print.  
<p>Activities</p> <ul style="list-style-type: none"> • Produce an annotated observational drawing of a plant using a range of techniques to add interesting effects (shadow, tone, texture, line, form) • Explore the works of Henri Rousseau focusing on his bold use of colour • Produce an observational drawing in oil pastels selecting colour to emphasise shape and movement • Using the works of artist India Flint as inspiration, create a hapa-zome print of a composition of petals and leaves • Design and make a 3D paper sculpture of a plant using wire to extend the structural possibilities • Explore the wire sculptures of the artists Alexander Calder and David Oliveira • Design and make a 3D wire sculpture of a plant using tissue paper to give life-like qualities (shape/form) 		
<p>Skills</p> <ul style="list-style-type: none"> • Learn about the work of great artists in history • Improve mastery of art and design techniques (shape, shadow, tone, texture, line, form, colour, pencil drawing, oil pastels, hapa-zome printing, paper and wire sculpture) 		